

# Fluid Connectors



**F**TG fittings are available in various materials, styles and sizes to fit most filters made and most installation requirements. The following page is a helpful guide which outlines how part numbers are structured.

**Materials:** FTG fittings are made of either brass (CA360 or CA345), or plated steel (C12L14 with zinc di-chomate). When the part number is listed using the part numbering system, the second digit indicates the material, such as 91X = steel, 93X = stainless steel, and 95X = brass.

**Styles:** FTG products feature several porting styles to external plumbing however the most common are SAE J1926 Straight Thread O-ring & SAE J476 National Pipe Thread (see next two pages for more info).

## SAE J1926 & SAE J2244 Straight Thread O-ring

These designs utilize straight threads for holding power and an O-ring for superior sealing capability. Straight thread ports permit exact positioning of elbow fittings, provide a leak free joint, eliminate distortion and cracking of boss due to over tightening and are easier to maintain. The standard Parker O-ring material is compound No. N552-90, 90 durometer Buna-Nitrile (NBR). Apply a light coating of clean fuel or Parker Super O-lube (RK31605) to the O-ring prior to installation.


## SAE J476 National Pipe Thread

Many Racor fuel ports feature the National Pipe Tapered for Fuels (NPTF - also known as DrySeal Piping Thread) design for best sealing efficiency in smaller filters. The crests of the threads flatten upon tightening and allow the flanks to make contact thus sealing the joint. Use of a thread sealant, such as Parker's Unipar, is recommended to ensure a leak-proof seal. **To avoid system contamination, do not apply sealant onto the first few threads.**

# Fluid Connectors

## FTG Fitting Numbering System

This new system was developed to standardize FTG aftermarket fitting part numbers and to more closely meet accepted industry practices. This table is provided to assist our field customer service professionals in identifying and or specifying a particular fitting. **While the system can identify numerous fitting combinations, it should be noted that many combinations are not available from FTG.**



T1      T2

### 911-O10-J10

T1 thread

T2 thread


**T2 FEATURE:**  
 This end adapts to a fitting, hose or tube:  
 D= Drilled/Tapped NPT  
 H= Hose barb, male (hose I.D.)  
 F= NPT, female (tapered pipe thread)  
 N= NPT, male (tapered pipe thread)  
 J = J.I.C. 37° male straight thread  
 S = SAE 45° male straight thread  
 T = Tube, CPI female (Tube O.D.)


Size	J,S	D,F,N	T,H(R4)	H(R5)
4	7/16-20	1/4-18	1/4	3/16
5	1/2-20	N/A	5/16	1/4
6	9/16-18	3/8-18	3/8	5/16
8	3/4-16	1/2-14	1/2	13/32
10	7/8-14	N/A	5/8	1/2
12	1 1/16-12	3/4-14	3/4	5/8
16	1 5/16-12	1-11 1/2	1	7/8


**FAMILY:**  
9 = Fittings


**MATERIAL:**  
 1 = Steel  
 3 = Stainless Steel  
 5 = Brass  
 7 = Aluminum  
 9 = Polymer


**STYLE:**  
 (Suction/Low Pressure use)  
 1 = Straight  
 2 = 45 degree  
 3 = 90 degree  
 4 = Banjo Bolt/Union  
 (Low/Medium Pressure use)  
 5 = Hose Straight  
 6 = Hose 45 degree  
 7 = Hose 90 degree  
 8 = Plug


  
style 1


  
style 2


  
style 3

  
style 4

  
style 5

  
style 6

  
style 7

  
style 8

**T1 THREAD:**  
 This is always the thread that attaches to the Racor product port fitting:  
 B = BSPT (British Standard Pipe Thread)  
 N = NPT, or NPTF (tapered pipe)  
 M = Metric (straight)  
 O = SAE O-ring (straight)  
 W = Swivel with JIC 37° female threads (exception for T1).



Size	O,W	B,N*	M
3	3/8-24	N/A	N/A
4	7/16-20	1/4-18	N/A
5	1/2-20	N/A	N/A
6	9/16-18	3/8-18	N/A
8	3/4-16	1/2-14	N/A
10	7/8-14	N/A	M10x1.5
12	1 1/16-12	3/4-14	N/A
14	N/A	N/A	M14x1.5
16	1 5/16-12	1-11 1/2	N/A

**NOTES:**  
 \* NPT/BSPT  
 Threads for simplicity, these similar threads are shown in the same column, but differ in the angle of the thread from (i.e. NPT= 60° BSP= 55°) and are not interchangeable  
 N/A = Not currently available.





# Fluid Connectors

## Fittings


Filters with 1/4"-18 NPT fuel ports, use the following fittings: Hose bead fitting, requires hose clamp.

Part Number	Material	T1	T2	Image
951-N4-H4	Brass	1/4"-18 (male)	1/4" (hose barb)	
951-N4-H5	Brass	1/4"-18 (male)	5/16" (hose barb)	
911-N4-H6	Plated Steel	1/4"-18 (male)	3/8" (hose barb)	
953-N4-H5	Brass	1/4"-18 (male)	5/16"	
953-N4-H6	Brass	1/4"-18 (male)	3/8"	
913-N4-H6	Plated Steel	1/4"-18 (male)	3/8"	


Filters with 3/8"-18 fuel ports, use the following fittings:

Part Number	Material	T1	T2	Image
951-N6-J6	Brass	3/8"-18 (male)	9/16"-18 UNF	
951-N6-J8	Brass	3/8"-18 (male)	3/4"-16 UNF	
911-N6-H6	Plated Steel	3/8"-18 (male)	3/8" (hose barb)	
911-N6-H8	Plated Steel	3/8"-18 (male)	1/2" (hose barb)	
951-N6-H4	Brass	3/8"-18 (male)	1/4" (hose barb)	
951-N6-H5	Brass	3/8"-18 (male)	5/16" (hose barb)	
913-N6-H6	Plated Steel	3/8"-18 (male)	3/8" (hose barb)	

Filters with 7/16"-20 SAE fuel ports, use the following fittings:

Part Number	Material	T1	T2	Image
911-O4-F4	Plated Steel	7/16"-20 (male)	1/4"-18 (female)	





Filters with 9/16"-18 NPT x SAE fuel ports, use the following fittings:

Part Number	Material	T1	T2	Image
9040-6-4	Brass	9/16"-18 (male)	1/4"-18 (female)	
9040-6-6	Brass	9/16"-18 (male)	3/8"-18 (female)	





Plated steel fittings are recommended for applications exposed to salt spray.

# Fluid Connectors

Filters with 9/16"-18 SAE fuel ports, use the following fittings:

Part Number	Material	T1	T2	Image
911-O6-H5/6	Plated Steel	9/16"-18 (male)	5/16-3/8" (hose barb)	T1  T2
9020-6-4	Brass	9/16"-18 (male)	7/16"-20 (male)	T1  T2
9020-6-6	Brass	9/16"-18 (male)	9/16"-18 (male)	
9010-6-4	Plated Steel	9/16"-18 (male)	7/16"-20 (male)	T1  T2
9010-6-6	Plated Steel	9/16"-18 (male)	9/16"-18 (male)	
913-O6-H5	Plated Steel	9/16"-18 (male)	5/16" (hose barb)	T1  T2
913-O6-H6	Plated Steel	9/16"-18 (male)	3/8" (hose barb)	

Filters with 3/4"-16 SAE fuel ports, use the following fittings: Hose bead fitting, requires hose clamp.

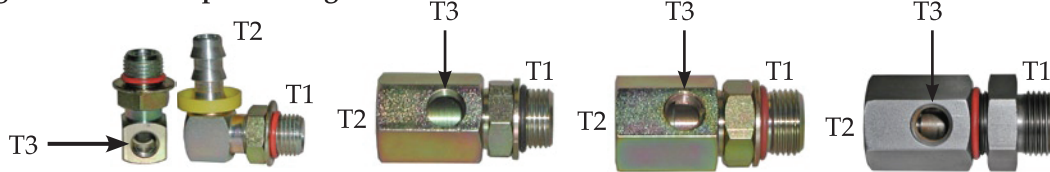
Part Number	Material	T1	T2	Image
911-O8-H6	Plated Steel	3/4"-16 (male)	3/8" (hose barb)	T1  T2
911-O8-H8	Plated Steel	3/4"-16 (male)	1/2" (hose barb)	
911-O8-J6	Plated Steel	3/4"-16 (male)	9/16"-18 (male)	T1  T2
911-O8-J8	Plated Steel	3/4"-16 (male)	3/4"-16 (male)	
911-O8-J10	Plated Steel	3/4"-16 (male)	7/8"-14 (male)	
913-O8-H5	Plated Steel	3/4"-16 (male)	5/16" (hose barb)	T1  T2
913-O8-H6	Plated Steel	3/4"-16 (male)	3/8" (hose barb)	
913-O8-H8	Plated Steel	3/4"-16 (male)	1/2" (hose barb)	
913-O8-H10	Plated Steel	3/4"-16 (male)	5/8" (hose barb)	
913-O8-J6	Plated Steel	3/4"-16 (male)	9/16"-18 (male)	T1  T2
913-O8-J8	Plated Steel	3/4"-16 (male)	3/4"-16 (male)	
913-O8-J10	Plated Steel	3/4"-16 (male)	7/8"-14 (male)	

Parker 800 Series (SAE R4) Push-Lok low pressure hose recommended. Source from Parker Hannifin Corporation, Hose Products Division. For your local distributor call (216) 943-5700, E.S.T.



# Fluid Connectors

## Vacuum Gauge or Switch Adapter Fittings:



Specifications	913-O6-D6	911-O8-D8	911-O10-D10	9040-10-8DT
T1 Thread	$\frac{9}{16}$ "-18	$\frac{3}{4}$ "-14	$\frac{7}{8}$ "-14	$\frac{7}{8}$ "-14
T2 Thread	$\frac{3}{8}$ " hose	$\frac{3}{4}$ "-16 SAE	$\frac{7}{8}$ "-14 SAE	$\frac{1}{2}$ "-14 NPTF
T3 Thread	$\frac{1}{4}$ "NPTF	$\frac{1}{8}$ "NPTF	$\frac{1}{8}$ "NPTF	$\frac{1}{8}$ "NPTF

## Filters with $\frac{3}{4}$ "-16 SAE fuel ports, use the following fittings:

Part Number	Material	T1	T2	Image
911-O8-F4	Plated Steel	$\frac{3}{4}$ "-16 (male)	$\frac{1}{4}$ "-18 (female)	
911-O8-F6	Plated Steel	$\frac{3}{4}$ "-16 (male)	$\frac{3}{8}$ "-18 (female)	
911-O8-F8	Plated Steel	$\frac{3}{4}$ "-16 (male)	$\frac{1}{2}$ "-14 (female)	


## Filters with $\frac{7}{8}$ "-14 SAE fuel ports, use the following fittings:

Part Number	Material	T1	T2	Image
911-O10-H5	Plated Steel	$\frac{7}{8}$ "-14 (male)	$\frac{5}{16}$ " (hose barb)	
911-O10-H6	Plated Steel	$\frac{7}{8}$ "-14 (male)	$\frac{3}{8}$ " (hose barb)	
911-O10-H8	Plated Steel	$\frac{7}{8}$ "-14 (male)	$\frac{1}{2}$ " (hose barb)	
911-O10-H10	Plated Steel	$\frac{7}{8}$ "-14 (male)	$\frac{5}{8}$ " (hose barb)	
911-O10-H12	Plated Steel	$\frac{7}{8}$ "-14 (male)	$\frac{3}{4}$ " (hose barb)	
9020-10-6	Plated Steel	$\frac{7}{8}$ "-14 (male)	$\frac{9}{16}$ "-18 (male)	
9020-10-8	Plated Steel	$\frac{7}{8}$ "-14 (male)	$\frac{3}{4}$ "-16 (male)	
9020-10-10	Plated Steel	$\frac{7}{8}$ "-14 (male)	$\frac{7}{8}$ "-14 (male)	
911-O10-F4	Plated Steel	$\frac{7}{8}$ "-14 (male)	$\frac{1}{4}$ "-18 (female)	
911-O10-F6	Plated Steel	$\frac{7}{8}$ "-14 (male)	$\frac{3}{8}$ "-18 (female)	
911-O10-F8	Plated Steel	$\frac{7}{8}$ "-14 (male)	$\frac{1}{2}$ "-14 (female)	
911-O10-F12	Plated Steel	$\frac{7}{8}$ "-14 (male)	$\frac{3}{4}$ " (female)	
9010-10-8	Plated Steel	$\frac{7}{8}$ "-14 (male)	$\frac{3}{4}$ "-16 (male)	
9010-10-10	Plated Steel	$\frac{7}{8}$ "-14 (male)	$\frac{7}{8}$ "-14 (male)	


Parker 800 Series (SAE R4) Push-Lok low pressure hose recommended. Source from Parker Hannifin Corporation, Hose Products Division. For your local distributor call (216) 943-5700, E.S.T.

# Fluid Connectors


Filters with M16-1.5 ORB fuel ports, use the following fittings:

Part Number	Material	T1	T2	Image
911-M16-F6	Plated Steel	M16-1.5	3/8"-18 (female)	
911-M16-F8	Plated Steel	M16-1.5	1/2"-14 (female)	







Filters with 9/16"-18 UNF fuel ports, use the following fittings:

Part Number	Material	T1	T2	Image
955-W6-H6	Brass	9/16"-18 (female)	3/8" (hose barb)	

Filters with 3/4"-16 UNF fuel ports, use the following fittings:

Part Number	Material	T1	T2	Image
955-W8-H8	Brass	3/4"-16 (female)	1/2" (hose barb)	

Filters with 7/8"-14 UNF fuel ports, use the following fittings:

Part Number	Material	T1 Thread	T2 Thread	Image
911-W10-N6	Plated Steel	7/8"-14 (female)	3/8"-18 (male)	
911-W10-N8	Plated Steel	7/8"-14 (female)	1/2"-14 (male)	
911-W10-N12	Plated Steel	7/8"-14 (female)	3/4"-14 (male)	
911-W10-B8	Plated Steel	7/8"-14 (female)	1/2"-14 (female)	
911-W10-F8	Plated Steel	7/8"-14 (female)	1/2"-14 (female)	
911-W10-F12	Plated Steel	7/8"-14 (female)	3/4"-14 (female)	
913-W10-F8	Plated Steel	7/8"-14 (female)	1/2"-14 (female)	
913-W10-N8	Plated Steel	7/8"-14 (female)	1/2"-14 (male)	
915-W10-R8	Plated Steel	7/8"-14 (female)	13/32" (female)	
915-W10-R10	Plated Steel	7/8"-14 (female)	1/2" (female)	
915-W10-R12	Plated Steel	7/8"-14 (female)	5/8" (female)	
917-W10-R8	Plated Steel	7/8"-14 (female)	13/32" (female)	
917-W10-R10	Plated Steel	7/8"-14 (female)	1/2" (female)	
917-W10-R12	Plated Steel	7/8"-14 (female)	5/8" (female)	
917-W10-H10	Plated Steel	7/8"-14 (female)	5/8" (hose barb)	
955-W10-H8	Brass	7/8"-14 (female)	1/2" (hose barb)	
955-W10-H10	Brass	7/8"-14 (female)	5/8" (hose barb)	